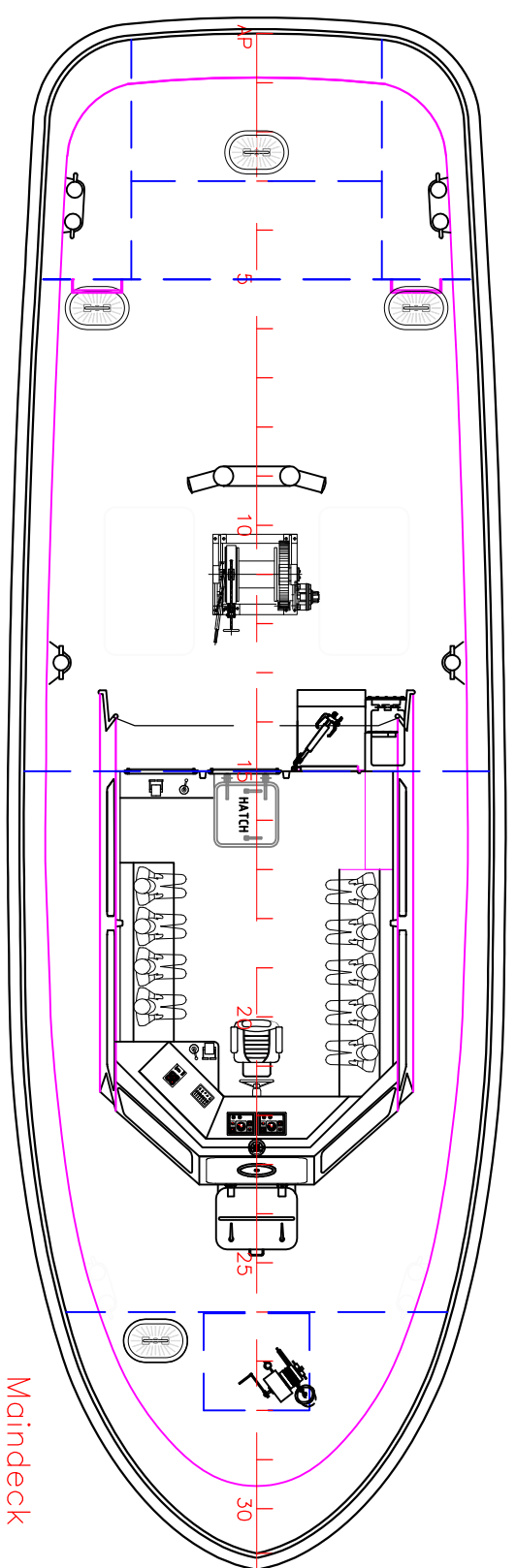
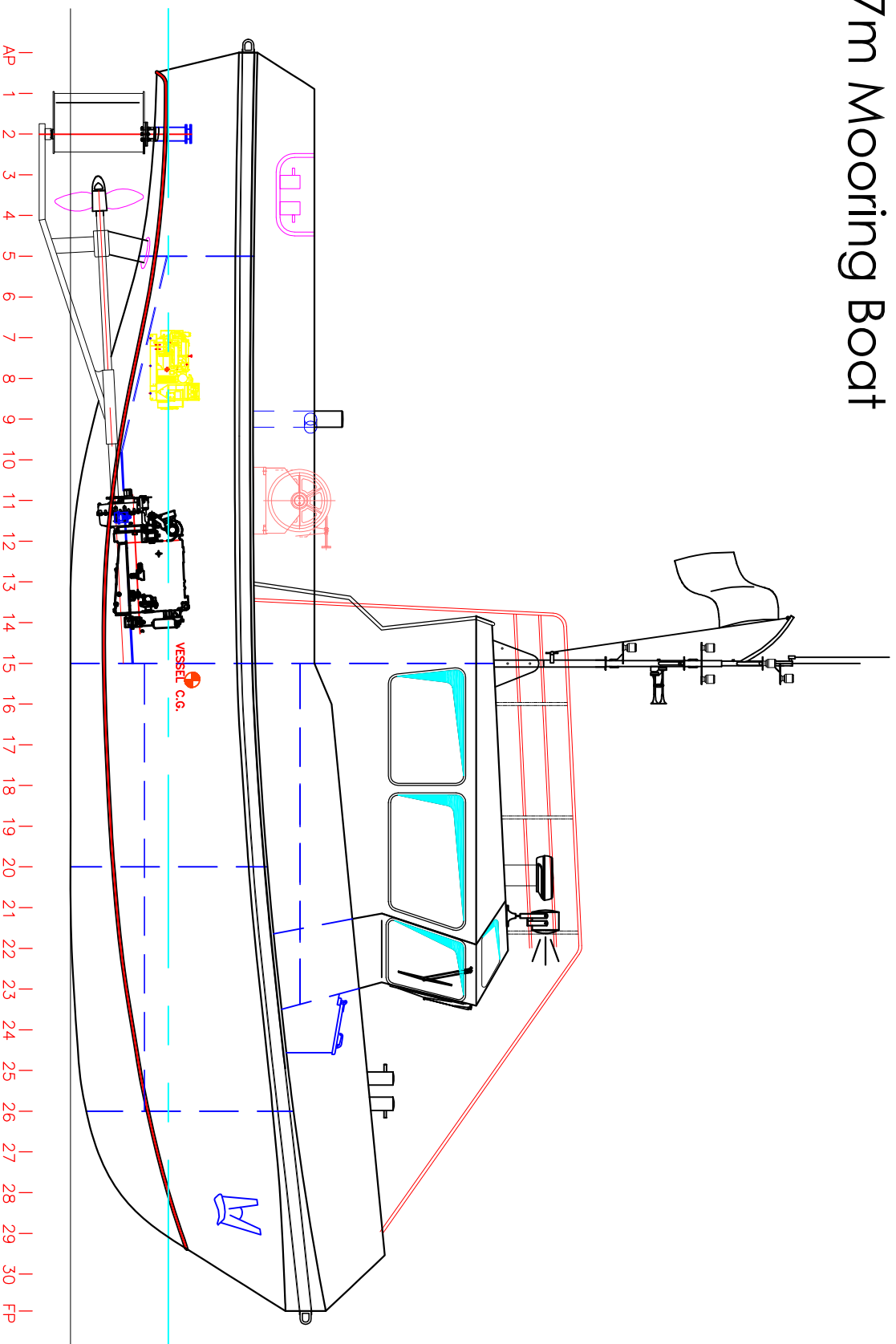
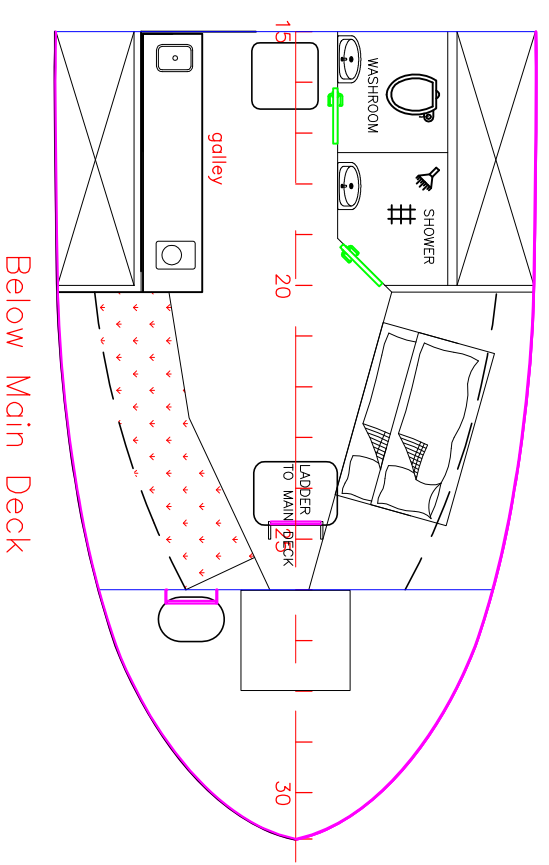


17m Mooring Boat



PRINCIPAL PARTICULARS

LENGTH OVERALL	: 17.00 METER
LENGTH WATERLINE	: 15.78 METER
BREATH MOULDED	: 5.20 METER
DEPTH MOULDED	: 2.70 METER
DRAUGHT AFT	: 1.25 METER (Hull approx.)
SPEED	: 10 KNOTS 85% MCR
SHIPS F.O (DIESEL)	: 6 Ton
COMPLEMENT	: 6 CREW
MAIN ENGINE	: 2 x Cummins QSM11-4.05HD 4.05hp @ 1900rpm
GEAR BOX	: ZF 320 2.958 : 1



REV	MODIFICATIONS	DATE	BY



SINA MARINE SERVICE PTE LTD
 21 BUKIT BATOK CRESCENT #17-83 WCEGA TOWER S558065
 TEL: (65) 6316 1662 FAX: (65) 6570 3262
 email/website: info@sinamarine.com

DRAWN	RAPHUS	24 JUL 2009	PROJECT	17m Mooring Boat
CHECKED	VICTOR	24 JUL 2009	TITLE	GENERAL ARRANGEMENT
SCALE	SIZE	DWG NO.	REV	
NTS	A3	SMS-17MB-GA	0	